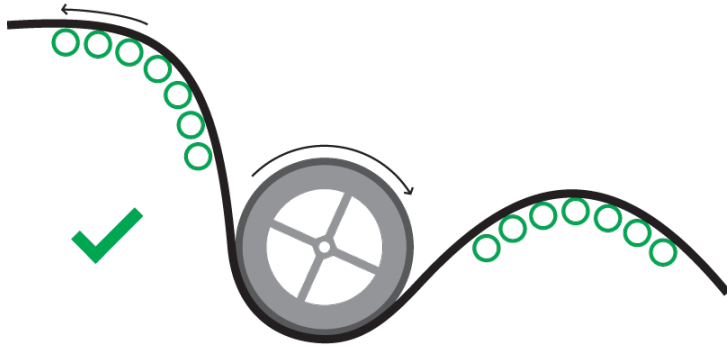
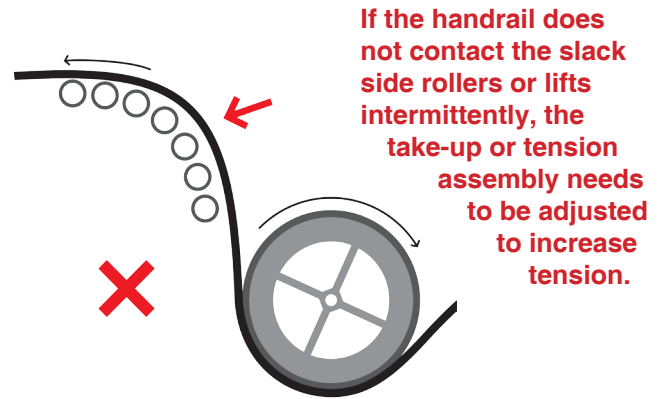


## Inspection & Adjustments:


1. Clean or replace all rollers and belts in contact with handrail surface.



2. Ensure correct handrail slack.



3. Avoid unintended contact with handrail, including protruding fasteners and poorly adjusted inlets.



Graphics are embossed onto the handrail surface and will not peel or lift, however they can be damaged by unintended contact within the escalator.

Optimal



Dirty



Contact



All of our handrails are backed by an industry leading warranty. For more warranty information, scan the QR code on the left or visit: <http://www.ehc-global.com/warranty>

Clean and inspect handrails on a regular basis (weekly or monthly: environment dependent) to ensure optimal performance. Adjust handrail tension as required.