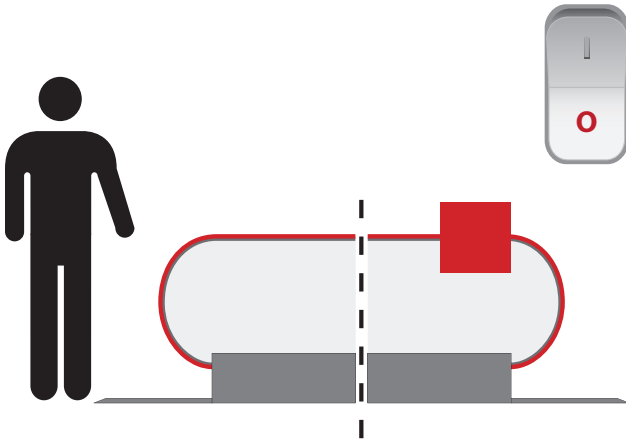


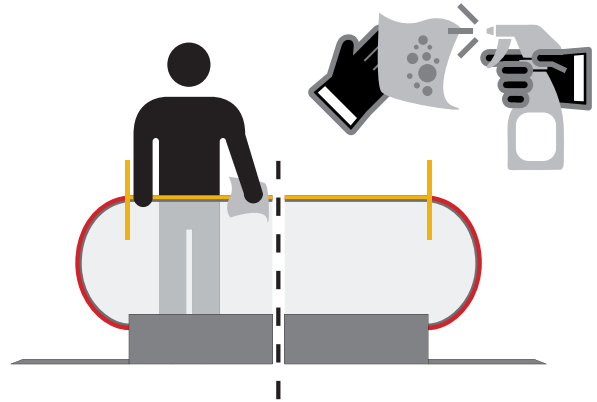
Use EHC Handrail Cleaner monthly to maximize longevity, appearance and performance. Challenging environments such as transit systems, or exposure to harsh weather conditions may require more frequent cleaning.

EHC Handrail Cleaner (Thermoplastic & Rubber):

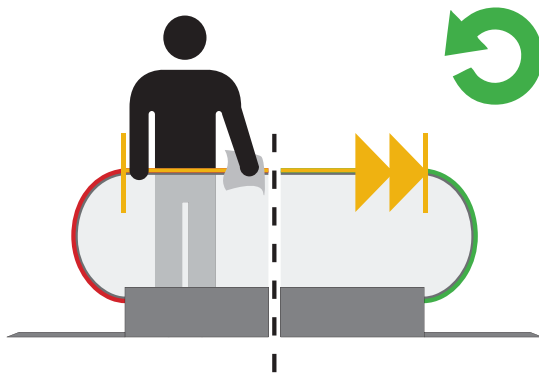
1. Turn **OFF** escalator.



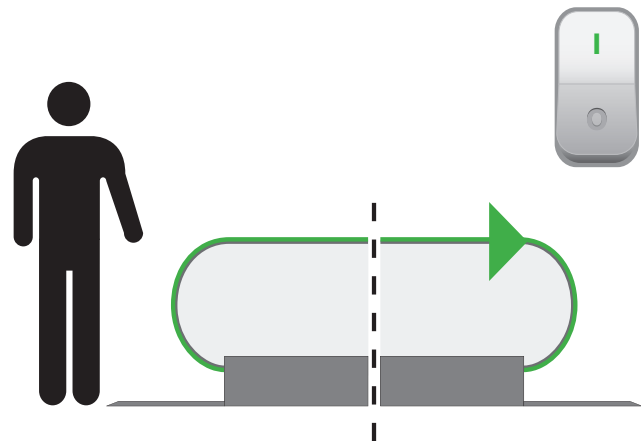
2. Take a clean cotton cloth or disposable wipe, spray generously with EHC Handrail Cleaner and scrub handrail surface between newel ends. Frequently turn cloth, discard when dirty.



3. Advance escalator to expose next section of handrail, repeat process until complete.



4. Return escalator to service.



All of our handrails are backed by an industry leading warranty. For more warranty information, scan the QR code on the left or visit: <http://www.ehc-global.com/warranty>

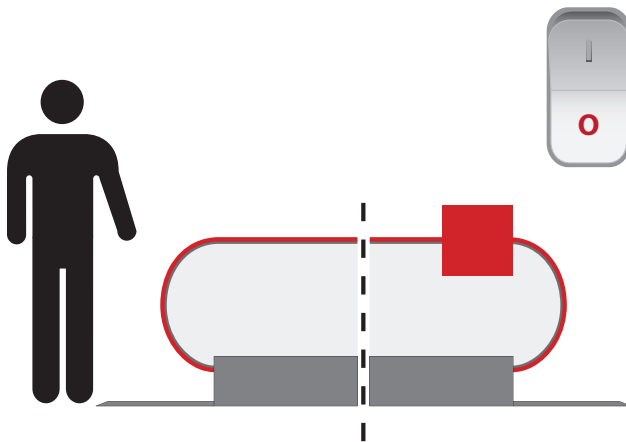
Personal Protective Equipment (PPE) should be worn at all times.



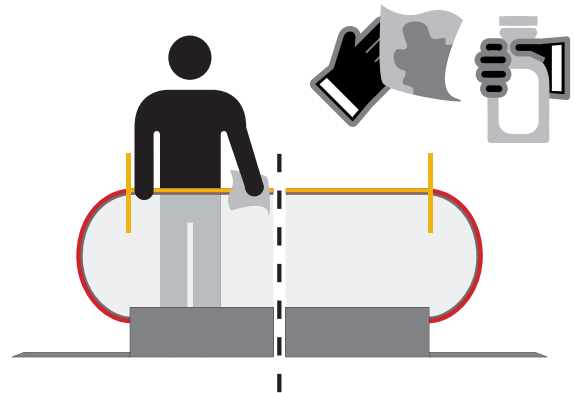
Use EHC Handrail Polish monthly to restore natural luster and shine. Challenging environments such as transit systems, or exposure to harsh weather conditions may dull handrails and require more frequent polishing.

EHC Handrail Polish (Rubber Only):

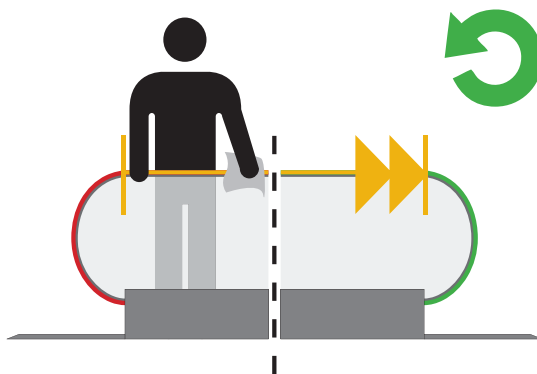
1. Turn **OFF** escalator.



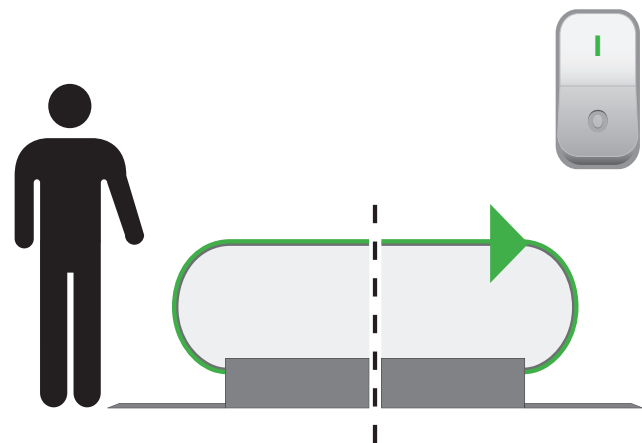
2. Take a clean cotton cloth, lightly dampen with EHC Handrail Polish and apply to handrail. Using a dry cloth, gently buff handrail surface between newel ends.



3. Advance escalator to expose next section of handrail, repeat process until complete.



4. Return escalator to service.



All of our handrails are backed by an industry leading warranty. For more warranty information, scan the QR code on the left or visit: <http://www.ehc-global.com/warranty>

Personal Protective Equipment (PPE) should be worn at all times.

