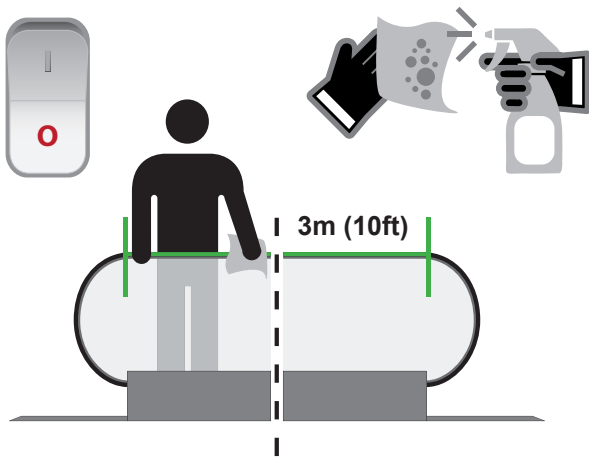
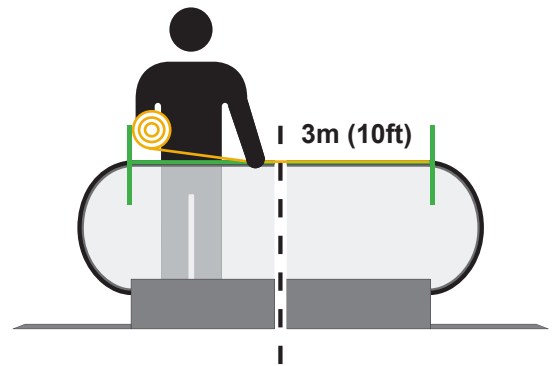


Prior to installation, escalator rollers and hugger belts that are in contact with the handrail surface must be cleaned using a special double-sided tape, which will reduce the staining of branded handrails.

1. Turn **OFF** escalator. Clean a 3m (10ft) section of the handrail surface using EHC Handrail Cleaner or general-purpose substitute; follow with isopropyl alcohol to remove any residual cleaner.



2. Apply 3m (10ft) of double-sided tape, centered on the handrail surface and remove the liner.



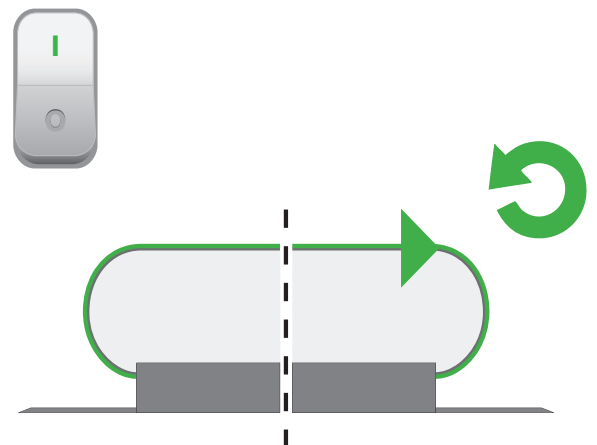
3. Secure both ends of double-sided tape using packing tape applied lip-to-lip on the handrail.



Ensure tape is firmly secured to prevent lifting and entanglement.



4. Run escalator for several revolutions to remove dirt and debris or until tape is no longer tacky, remove and repeat process as required.



All of our handrails are backed by an industry leading warranty. For more warranty information, scan the QR code on the left or visit: <http://www.ehc-global.com/warranty>

Personal Protective Equipment (PPE) should be worn at all times.

