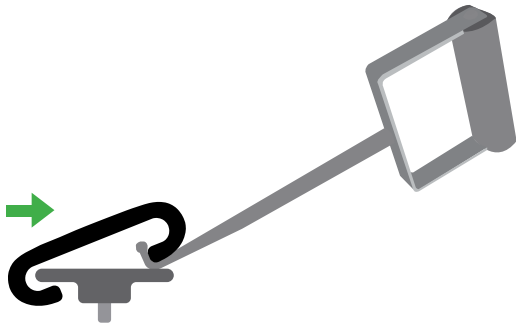


Purpose:

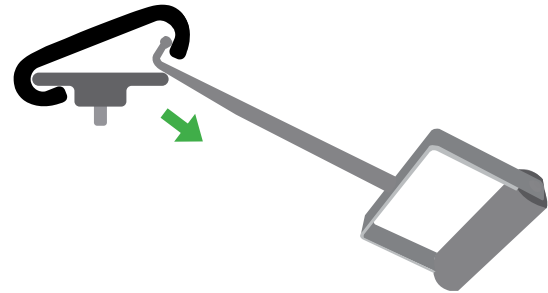
RapidRail is a tool used by Service Technicians to install escalator handrails. When used properly, this tool will eliminate damage to the handrail during the installation process.

Instructions:

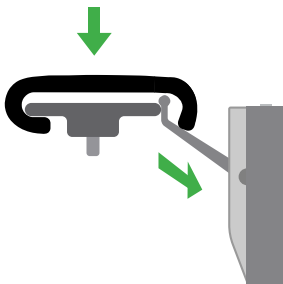
1. Hook outside lip of handrail onto guide, insert RapidRail under handrail lip.



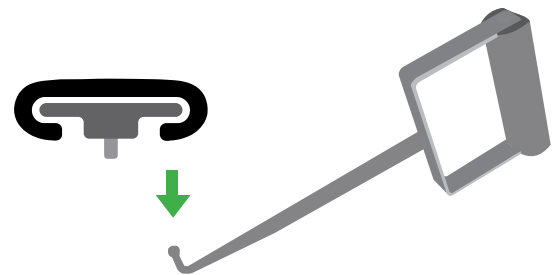
2. Pull down & out to position RapidRail ball above lip and guide.



3. Apply pressure to handrail surface while sliding RapidRail parallel with handrail and guide. Continue for length of handrail.



4. Remove RapidRail.



All of our handrails are backed by an industry leading warranty. For more warranty information, scan the QR code on the left or visit: <http://www.ehc-global.com/warranty>

Do not bend the handrail tightly or twist, as it may deform.

